

SUPER HIGH PRODUCTION BODY SIZE SINGLE JERSEY CIRCULAR KNITTING MACHINE 超高速 / 小尺寸 / 信克單面全能針織機

Bobbin Rack Drive Standards

Yarn Feeding Device :

- All models (BFA, 2BFA, 4BFA) use FUKAHAMA positive storage.
- BFA and 2BFA use ST/24V or SG/24V (single layer punch or single gear type)
- 4BFA use DT/24V or DG/24V (single layer punch or 2-layer gear type)
- Other Germany made yarn feeding devices are optional.
- In order to maintain relative performance and productivity, our machines should not be installed with other brands of yarn feeders except the aforementioned.

Side creel assembly D/8 type with double tie is standard, but TUBER CREEL, OVER HEAD CREEL are optional.

Radar cleaning fan and center cleaning tuber are standard
Other American and Germany made fans are optional.

Touch type needle switch & fabric switch are standard.
Memminger fabric scanner LMW is optional.

Fabric Features

Light weigh fine quality at high production rates with the 2BFA & 4BFA high speed machines in the highest quality fabrics such as CREPE, LACOSTE, MINI-JACQUARD, INLAY, PLATING, GABARDINE fabrics.

Other Features

- Uses GROZ-BECKERT high speed, high performance needles
- Uses Uniwave needle Oil #F509 (It gives excellent lubrication and stable high speed operation in both cold and hot climate areas.
- Uses KERN-LIEBERS high speed, high performance sinkers.
- The cylinder is made of high quality swedish steel, and processed by computer milling. Quality conform to ARTEX CO. (USA) standard co.

- 本機織針採用GROZ-BECKERT之高速、高性能織針
- 本機針油使用 Uniwave needle Oil #F509 (高速運轉時, 熱、寒帶地區均能獲得穩定性高及潤滑性良好之運轉)
- 本機採用 KERN-LIEBERS 之高速高性能信克片
- 本機之針筒使用瑞典製高級鋼材鍛造加工, 並經CNC電腦自動銑槽機銑製, 品質符合USA ARTEX CO. 標準。

紗架組傳動標準

送紗裝置 :

- 所有機種(BFA, 2BFA, 4BFA)均使用FUKAHAMA BRAND積極送紗輪
- BFA, 2BFA使用ST/24V或SG/24V (單層打洞或單層齒式)
- 4BFA使用DT/24V或DG/24V (單層打洞或單層齒式)
- 其他德國製 MEMMINGER 積極送紗輪為額外選購
- 本公司此機型為維護性能及產量關係, 除上述送紗輪外, 恕不裝置其他廠牌之送紗輪。

使用多門式落地紗架組, D/8 Type含有預備紗裝置為標準配件, 但TUBER CREEL, OVER HEAD CREEL為選購配件。

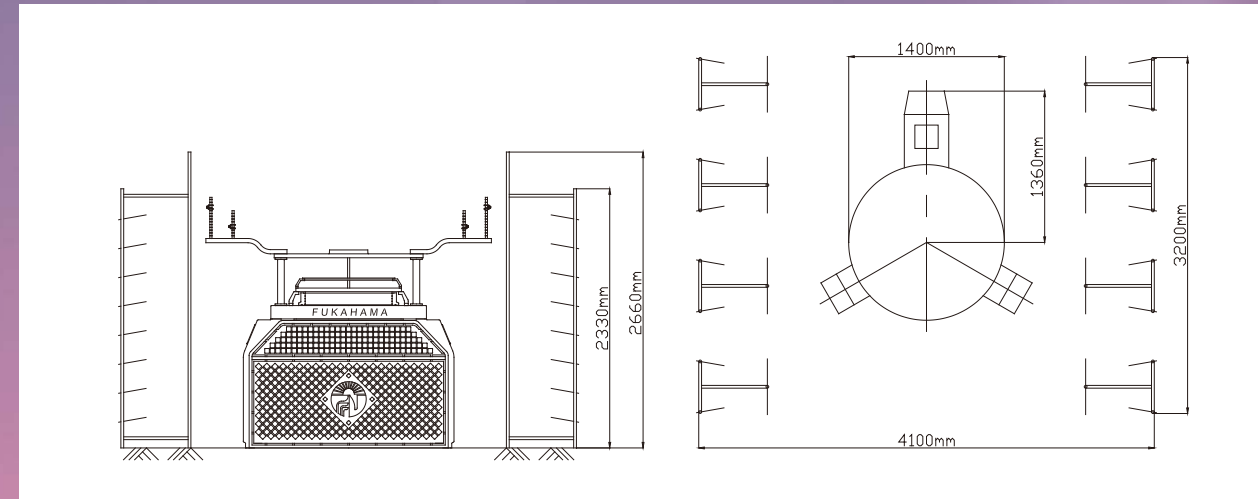

台製祥韋牌360°風扇及中段老鼠尾管式噴風是標準配件。
其他美國製、德國製是額外選購。

觸動式探針開關(NEEDLES SWITCH)及壓力探布開關(FABRIC SWITCH)是標準配件。

織布特點

此型機可如生產質優而高產量之布匹: CREPE, LACOSTE, MINI-JACQUARD, INLAY, PLATING, GABARDINE.

其它特點



Packing Dimensions / 包裝規格

Machine Diameter	12"~13"	14"~17"	18"~22"	23"~26"
Approx. N.W.(kgs)	1000	1200	1700	1900
Approx. G.W.(kgs)	1200	1500	2000	2200
Case size (inch)	Height	72"	82"	84"
	Width	64"	68"	72"
	Length	88"	88"	88"

The information in this brochure may be changed without notice. Conditions of sales may vary from country to country. All information in this brochure is given in good faith but without warranty.

本目錄規格僅供參考, 若有變更恕不另行通知, 本公司銷售條件可因國別不同而有變動。

FUKAHAMA™



松弘機械股份有限公司
FUKAHAMA MACHINERY CO., LTD.

No. 43, Lane 73, Rong Shing Rd., Dah An Village, Ba Der Dist., Taoyuan City 33463, Taiwan.
台灣省33463桃園市八德區榮興路73巷43號
Tel: 886-3-366-1210, 3620241, 3622859, 3623062
Fax: 886-3-367-5454, 3758492
E-mail: fukahama@ms29.hinet.net
http: //www.fukahama.com.tw

Agent

Super High Production Body Size Single Jersey Circular Knitting Machine

超高速 / 小尺寸 / 信克單面全能針織機

MODEL:
SH-BFA
SH-2BFA
SH-4BFA



FUKAHAMA
松弘機械股份有限公司

SUPER HIGH PRODUCTION BODY SIZE SINGLE JERSEY CIRCULAR KNITTING MACHINE
超高速 / 小尺寸 / 信克單面全能針織機



Specification / 規格

Diameters	12"~26"
Nos. of feeder	3, 4, 5 feeds per inch
Gauges	14G~32G

Number of Needles in Cylinder (Standard)


標準直徑針筒總針數表

Dia. Gauge	14G	16G	18G	20G	22G	24G	26G	28G	30G	32G
12"	516	600	684	756	828	900	972	1056	1128	1200
13"	564	660	732	816	900	984	1068	1128	1224	1308
14"	600	696	792	876	960	1056	1140	1224	1320	1404
15"	636	756	840	936	1032	1128	1224	1320	1404	1500
16"	693	804	900	1008	1104	1212	1296	1404	1500	1608
17"	732	864	960	1068	1176	1272	1392	1500	1596	1704
18"	792	900	1020	1128	1248	1344	1464	1584	1692	1800
19"	828	960	1068	1200	1308	1440	1560	1680	1788	1908
20"	876	1008	1128	1260	1380	1500	1632	1752	1896	2016
21"	924	1056	1176	1320	1440	1584	1716	1848	1980	2112
22"	960	1104	1248	1380	1512	1656	1800	1920	2064	2208
23"	996	1152	1296	1440	1584	1728	1872	2016	2160	2304
24"	1056	1200	1344	1500	1656	1800	1968	2112	2256	2412
25"	1092	1248	1404	1560	1728	1896	2040	2184	2352	2496
26"	1140	1380	1500	1632	1800	1968	2112	2280	2448	2616

Machine Features

- **Gear drive uses oil bath bearing** : During high speed operation, all roller balls receive full lubrication. In prolonged operation, these roller balls do not get damaged easily. This extends usable machine life.
 - Healy wire race bearing NSK ball as standard.
 - Franke wire race bearing and ball as option.
- **Central stitch control system** : Unlike other brands, our central stitch control system needs only a hexagonal wrench to adjust screws in order to change stitch and weight per yard. This lessens readjustment time, No loosening even under prolonged use.
- **Interchangeable cam and cam holder at same size even with other machine** : Computer-milled cam holder has accurate graduation for numerical adjustments. Setting of cam holder is by single bebel and screw that reduces cam change time, and assures 100% setting accuracy.
- **Cam holder set are of 4 tracks type**. This enables owners to have many uses from one machine, and renders purchase of redundant and unmerous machines unnecessary.
 - **BFA series**: 4-track cam holder, knit tracks (1 row) are standard.
 - **2BFA**: 4-track cam holder, knit tracks (2 row), tuck tracks (1 row), welt tracks (1 row) are standard.
 - **4BFA**: 4-track cam holder, knit tracks (4 row), tuck tracks (2 row), welt tracks (2 row) are standard.
- **Control panel uses touch buttons that are structurally excellent, easy to change and durable even on prolonged operation**.
 - 4-digit counter and R.P.M. meter are standard.
 - 3-shift counter is standard accessory.
 - * All cams use computerized engraving. Hardness (HRC) conforms to USA test standards.

Cam holder 鞍座



性能

- **大齒輪之傳動** : 採用浸油式 (OIL BATH) , 高速運轉時滾珠均能充份獲得潤滑, 長期運轉滾珠不易磨損, 以增長機台使用年限。
- **中央調整布目系統** : 有別於其他廠牌者, 只需用六角板手單支調整螺絲即可改變布目及碼重, 減少新調整之時間, 長期使用亦不會上下鬆脫, 此結構為標準配件。
- **鞍座及三角** : (相同尺寸均可任意互換, 而且可和他機種互換) 鞍座採用電腦銑製, 數字調整, 每個刻度均準確, 而且鞍座之固定採用單螺絲單斜式, 節省更換三角之時間, 而且固定位置 100% 準確。
- **本機之CAM HOLDER SET 均採用四段式 (4 TRACKS) 鞍座組四段, 可使客戶一機多用, 不必重複購買多型機種**.
 - **BFA**系列四段鞍座, 三角出針一排, 為標準備件。
 - **2BFA**係四段鞍座, 三角出針二排, 半針一排, 平針一排, 為標準備件。
 - **4BFA**係四段鞍座, 三角出針四排, 半針二排, 平針二排, 為標準備件。
- **本機主控制板採觸控式, 構造精良, 長期使用不必憂慮損壞而且更換容易**.
 - 四位數計數器和每分鐘轉速係標準配件。
 - 三班制計數器係標準配件。
 - * 所有三角均採用電腦雕刻, 硬度HRC符合美國測試標準

Control Panel 主機控制板



Machine speed (Standard) / 標準轉速表

Dia.	12"	13"	14"	15"	16"	17"	18"	19"	20"	21"	22"	23"	24"	25"	26"
Gauge	24G														
No. of Feeds	48F	52F	56F	60F	64F	68F	72F	76F	80F	84F	88F	92F	96F	100F	104F
R.P.M	70	66	64	62	60	56	54	52	50	48	46	45	42	40	38

* Above table for reference only. / 以下圖表之數字係提供參考用。

SUPER HIGH PRODUCTION BODY SIZE SINGLE JERSEY CIRCULAR KNITTING MACHINE
超高速 / 小尺寸 / 信克單面全能針織機

FUKAHAMA Lubricator
松弘牌多管噴霧式噴油機

- 松弘牌多管噴油是標準配件。美國製、德國製之噴油機 (額外選購)

- FUKAHAMA brand multi-tube oil mist lubricator is standard. Uniwave Quantum and Memminger Pulsonic lubricator are optional.

Inverter device
變頻裝置

- **傳動部份**
本機為便於試車及變換三角織針, 在支腳上端裝有美式把手桿二支, 以利操作。
- **Drive**
In order to facilitate test-runs, and changing of cams and needles, The upper leg portion of this machine installed with 2 American type handle bars.

Machine Legs
傳動支腳

- 本機使用國家標準之富田馬達。
- 本機使用日本東芝牌變頻器為標準配件。
- 捲布機使用美式無段速捲布機。
- 美國地區使用三菱(MITSUBISHI)變頻器
- 安全護網採用美規護網 (任何護網均裝有安全開關, 打開時機械必需立即停止所有動作, 以策安全)

- Uses national standard FUKUTA motor.
- Japanese TOSHIBA inverter device is standard.
- Uses American type variable-speed take down.
- Use MITSUBISHI inverter for American area.
- Safety net adopts U.S. specified fence-type safety net design. (every safety net has a safety switch. for safety, machine immediately stops running when this is opened.)