CUST. MODEL:	REF.
CUST. P/N	DWG FILE:

DESCRIPTION CONTROL			
REV.	DESC.	DATE	APP.
1.0			

SPFCIFICATIONS

Current Rating:
1.0 Amp
Voltage Rating:
30V AC/DC
Insulator Resistance:
1000 M ohm min.
Contact Resistance:
20 m ohm max.
Dielectric withstanding:
AC 750V/minute
Operating Temperature:
-40˚C to +105˚C
Contact Material:
Phosphor Bronze
Insulator Material:
PBT UL94V-0
Finish:
Gold plated on contact area
Tin Plated on solder Tail
Shell:Copper Alloy
Shell Plating:Nickel Plated

2002/95/EC ROHS COMPLIANT

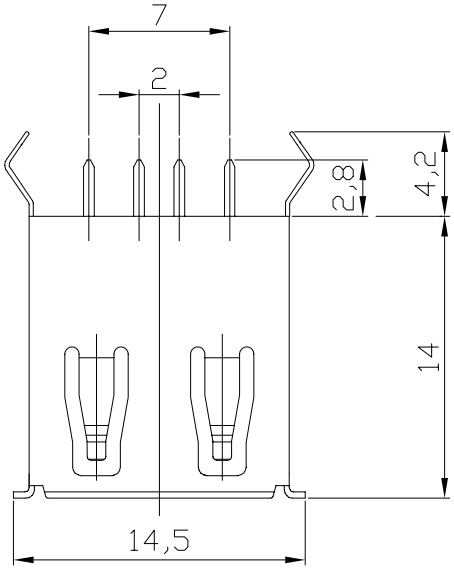

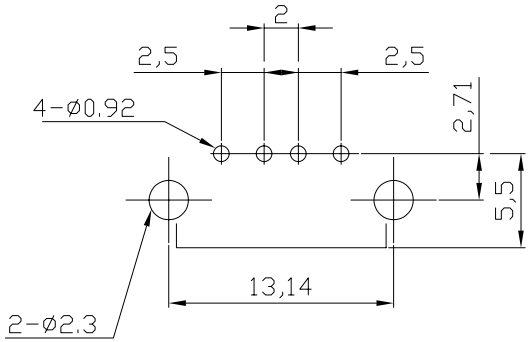

Pin Hole Layout
(Jack Bottom View)

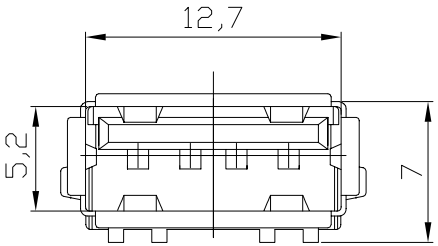

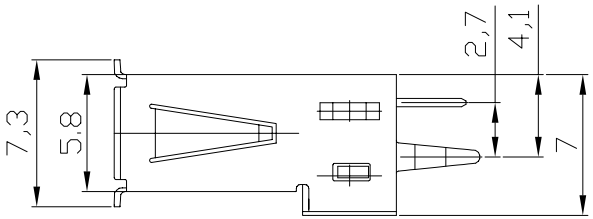

U560□-□□ □□□-□□□

A: A Type
B: B Type
C: 1394
D: MINI

No. OF PINS:

S10: Single port 90°
S15: Single port 180°
S20: Dual port 90°
S30: SMT

Gold Thickness
00: None
03: 3u"
05: 5u"
10: 10u"

Plating Material
G: Full Gold Plated
T: Full Tin Plated
P: Gold Plated & Tinned Tail

NO	DESCRIPTION	QTY

UNLESS OTHERWISE SPECIFIED SURFACE FINISH ALL OVER TOLERANCES mm

METRIC

.X = ±0.20
.XX = ±0.15

DRAW:	DATE:
Chubby	10/14/05
CHECK:	APPROVE:
Kevin	TONY

TITLE: USB A Female Straight Type

MODEL CODE: U560A-04S15-XXX

誠州電子有限公司
Sincere State Electronics Co.,Ltd.