

VERTICAL CURVED SANDER

立式曲物砂光機

Ordinarily used for surface sanding of a strip product having curved, flat or rolled surface. They are also particularly suited for sanding round hollow product.

The series of sander are capable of sanding relatively heavier weight, or more intricate curved product than horizontal curved sander.

- Sanding is semi-automatic operated.
- Feed drum is movable that enable this series of sanders especially suited for sanding inside hollow products, such as round rings, ellipse rings.....
- Powered table up/down adjustment.
- Feed speed is infinitely variable adjusted, AC motor drives feed drum.
- Choice of air operated moving rubber drum, or spring loaded rubber drum.
- Choice of oscillating or non-oscillating sanding belt.

SWM-406 (6"*25belt) SWM-412 (12"*25belt)

SWM-414 (14"*25belt) SWM-416 (16"*25belt)

SWM-418 (18"*25belt)



MODEL	型式	SWM-406	SWM-412
Sponge drum length	海綿輪長度	6"(152 mm)	12"(305 mm)
Sponge drum diameter	海綿輪直徑	80-100 mm	80-100 mm
Sanding belt size	砂帶尺寸	6"(152mm) x 25"(635mm)	12"(305mm) x 25"(635mm)
Drive drum speeds(3 speeds)	鼓輪轉速(3段)	(50HZ)667-1834-2459RPM (60HZ)800-2200-2950RPM	(50HZ)620-1100-1700RPM (60HZ)800-1400-2100RPM
Sanding belt drive motor	砂帶馬達	1 HP	2 HP
Feed drum motor	送料輪馬達	1/8 HP	1/8 HP
Table lifting motor	工作台傾斜馬達	1/8 HP	1/8 HP

OSCILLATING EDGE BECT SANDER

震動砂光機



MODEL	型式	3R	4R	5R	6R
Maximum length of work	最大砂光長度	915mm	1220mm	1520mm	1820mm
Maximum height of work	最大加工高度	230mm	230mm	230mm	230mm
Working table size	工作台面尺寸	910x300mm	1220x300mm	1520x300mm	1820x300mm
Working table tilts	工作台面傾斜角度	45°	45°	45°	45°
Table height adjustment	工作台面調整高度	9"	9"	9"	9"
Sanding belt size	砂帶尺寸	9"x120"	9"x145"	9"x170"	9"x194"
Sanding belt motor	砂帶馬達	1500rpm	1500rpm	1500rpm	1500rpm
Sanding belt speeds	砂帶馬力	5HP	5HP	7.5HP	7.5HP
Spindle motor	驅動馬力	1/2HP	1/2HP	1HP	1HP
Machine dimensions(LxWxH)	機檯尺寸	1800x830x1120mm	2100x830x1120mm	2400x830x1120mm	2700x830x1120mm
Packing dimensions(LxWxH)	裝箱尺寸	2000x1030x1320mm	2300x1030x1320mm	2600x1030x1320mm	2900x1030x1320mm
Net/Gross weight	淨重 / 毛重	480/540kgs	580/640kgs	680/740kgs	780/840kgs

HORIZONTAL DOUBLE BELT SANDER 平面雙帶砂光機



MODEL 型式 SLY-606

Sanding belt size	砂帶尺寸	6" x 60"
Drive drum speeds	砂輪轉速	1800RPM
Working table size	台面尺寸	7" x 19"
Motor	馬達	2HP
Machine size	機械尺寸	38" x 30" x 34"
Packing size	裝箱尺寸	42" x 34" x 40"
Net/Gross weight	淨毛重	200/270kgs

FIXED SANDER AND GRINDER 砂帶附砂盤機



MODEL 型式 SLY-266

Sanding belt size	砂帶尺寸	6" x 60"
Drive drum speeds	砂輪轉速	800-1200RPM
Working table size	台面尺寸	14" x 16"
Motor	馬達	1HP
Machine size	機械尺寸	40" x 30" x 35"
Packing size	裝箱尺寸	43" x 33" x 41"
Net/Gross weight	淨毛重	80/100kgs

AUTOMATIC COPY SANDER 自動仿型砂光機



MODEL 型式 SOR-93

Maximum of work diameter	工作物最大直徑	3"
Workpiece height	工作物高度	5~75 mm
Workpiece weight	砂布帶高度	30~100mm
Sanding belt size(L)	砂布帶長度	2450mm
Sanding head lifts	砂布帶傾斜角度	-45° ~ +90°
Feed speeds	送料速度	5~30 吋/分(無段變速)
Sanding belt motor	砂布帶驅動馬達	2.2kw(無段變速)
Feed motor	送料馬達	0.4kw(無段變速)
Vacuum suction pump	真空吸塵裝置	1.5kw

SOR-93

EDGE SANDER 曲緣砂光機



MODEL	型式	SHR-S2B1
Range of workpiece width	工作物件寬度	50-1800 mm
Minimum length of workpiece (roller type)	最小工作物件長度 (滾輪式)	250 mm
Minimum length of workpiece (belt type)	最小工作物件長度 (皮帶式)	100 mm
Range of workpiece thickness	工作物件厚度	5-80 mm
Sanding belt(W)	砂布帶寬度	30-100 mm
Sanding belt(L)	砂布帶長度	2450 mm
Belt tilts	砂布帶傾斜角度	-45°~+90°
Sanding belt motor/speeds	砂布帶驅動馬達 / 速度	2.2 kw x 2 (0-1800 rpm)
Conveyor drive motor/speeds	輸送帶驅動馬達 / 速度	0.75 kw (3~28 m)
Conveyor width	輸送帶寬度	80 m/m
Brush wheel motor/speeds	棕刷輪驅動馬達 / 速度	0.75 kw (0-1800 rpm)
Brush wheel tilts	棕刷輪傾斜角度	+90°~180°
Oscillation motor	砂帶振盪馬達	0.1 kw x 2

HAND PERSED BELT SANDER 手押平面砂光機



MODEL	型式	SSW-240	SSW-360	SSW-480
Sanding belt size	砂帶尺寸	150 x 4000 mm	150 x 5150 mm	150 x 6300 mm
Sanding power	磨砂動力	3 HP	3 HP	3 HP
Driving wheel dia.	驅動輪直徑	250 mm	250 mm	250 mm
Machine dimension (LxWxH)	機械尺寸 (長x寬x高)	1900 x 750 x 1550 mm	2500 x 750 x 1550 mm	3100 x 750 x 1550 mm
Measurement (LxWxH)	裝箱尺寸 (長x寬x高)	1975 x 825 x 1700 mm	2575 x 825 x 1700 mm	3175 x 825 x 1700 mm
Net weight / Gross weight	淨重 / 毛重	300 kgs / 340 kgs	340 kgs / 400 kgs	400kgs / 450kgs

SANDERS 砂光機

ROUND SECTION CURVED SANDER

圓形曲物砂光機

MODEL	型式	SGF-420
Min. radius of workpiece curved	工作物最小彎曲半徑	400 m/m
Range of rod diameter	圓棒工作物直徑	ø10~ø75 m/m
Sanding belt size	砂帶尺寸	50-90 x 1220 m/m
Belt linear speed (Infinitely variable speed)	砂帶速度	0-1102 M/min
Spindle motor	主軸馬達	1 HP
Feeding motor	送料馬達	1/4 HP
Feeding speed (Infinitely variable speed)	送料速度	0-21 M/min
Machine size (LxWxH)	機械尺寸(長x寬x高)	950 x 1050 x 1250 m/m
Packing size (LxWxH)	裝箱尺寸(長x寬x高)	1050 x 1150 x 1450 m/m

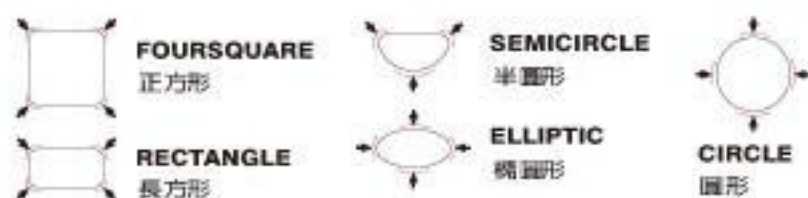


4-SIDE EDGE SANDER

直角四邊導角砂光機

WORKPIECE PROFILES AS THE FOLLOWINGS

加工形狀如下圖



MODEL	型式	SCF-420
Range of rod diameter	圓棒工作物直徑	ø10~ø75 m/m
Sanding belt size	砂帶尺寸	50-90 x 1220 m/m
Belt linear speed (Infinitely variable speed)	砂帶速度	0-1102 M/min
Spindle motor	主軸馬達	1 HP x 1 pcs
Feeding motor	送料馬達	1/4 HP x 2 pcs
Feeding speed (Infinitely variable speed)	送料速度	0-21 M/min
Machine size (LxWxH)	機械尺寸(長x寬x高)	1300 x 950 x 1300 m/m
Packing size (LxWxH)	裝箱尺寸(長x寬x高)	1400 x 1050 x 1500 m/m
Net weight / Gross weight	淨重 / 毛重	420 / 500 kgs

HORIZONTAL CURVED SANDER

橫式曲面砂光機

MODEL	型式	SGFH-300
Sanding belt motor (standard)	砂光輪驅動馬力(標準)	5 HP / 4 P x 1 pc
Sanding belt motor (optional)	砂光輪驅動馬力(選配)	7.5 HP / 4 P x 1 pc
Oscillation motor	砂帶振動馬力	90 W x 1 pc
Fix type of sanding belt	砂帶固定方式	氣壓式
Sanding speed (3 speeds)	砂帶速度(三段式)	1600, 1365, 1035 (分/米)
Sanding speed (infinitely variable speed)(optional)	砂帶速度(無段調整)(選配)	0-1035 M/min
Sanding roller	砂光輪尺寸	ø300 m/m x 330 m/m (L)
Sanding belt size	砂布帶尺寸	300 (L) x 2270 (L) m/m
Feeding motor	送料輪驅動馬力	1/4 HP / 4P x 1 pc
Feeding roller	送料輪尺寸	ø125 m/m x 300 m/m (L) x 1 pc
Feeding speed (Infinitely variable speed)	送料輪速度	0~16 (分/米) 前變頻無段調整
Type of feeding and pressure	送料、壓料方式	氣壓式
Range of workpiece	加工範圍	厚3-75 m/m, 寬25-300 m/m, 長200-1000 m/m
Machine size (LxWxH)	機械尺寸(長x寬x高)	1100 x 850 x 1400 m/m
Packing size (LxWxH)	裝箱尺寸(長x寬x高)	1200 x 950 x 1600 m/m



SINGLE SIDE CURVED SANDER 單面曲物砂光機



MODEL	型式	SGF-6LA	SGF-12LA
Sanding belt driven motor	砂帶馬達	1HP x 4P	1HP x 4P
Sanding belt speed	砂帶轉速三段	50Hz=620.1100.1700 rpm / 60Hz=800.1400.2100 rpm	
Sanding drum size	砂帶輪尺寸	4" x 6" x 1"	4" x 12" x 1"
Sanding belt oscillation mode	砂帶上下振動移位尺寸	氣壓式0~120 m/m	氣壓式0~120 m/m
Sanding belt size	砂帶尺寸	152 x 750 m/m	305 x 750 m/m
Feeding motor	送料馬達	1/4 HP	1/4 HP
Feeding speed	送料速度	0~28 M/min	0~28 M/min
Feeding roller size	送料輪尺寸	4" x 6" x 1"	4" x 12" x 1"
Feeding roller number	送料輪數目	1 只	1 只
Workpiece size	工作物尺寸	厚度5~100, 長度100~1200, 高度25~150 m/m	厚度3~100, 長度100~1000, 高度25~300 m/m
Machine size (LxWxH)	機械尺寸(長x寬x高)	1250 x 800 x 1150 m/m	1250 x 800 x 1250 m/m
Packing size (LxWxH)	裝箱尺寸(長x寬x高)	1350 x 900 x 1350 m/m	1350 x 900 x 1450 m/m
Net weight / Gross weight	淨重 / 毛重	220 / 280 kgs	230 / 320 kgs
Size of work table	工作台尺寸	1030 x 700 m/m	1030 x 700 m/m
Distance between floor and work table top	工作台距地面高度	880 m/m	880 m/m

2-SIDE SANDER 雙面立式砂光機 (椅背專用型)



MODEL	型式	SGF-506NE 250/300	SGF-512NE 250/300
Sanding belt drive motor	砂帶馬達	1HP x 2 只	1HP x 2 只
Sanding belt speed	砂帶轉速	0-980 米	0-980 米
Sanding belt size	砂帶尺寸	150 x 750 m/m	305 x 750 m/m
Sanding drum size	砂光輪尺寸	ø100/150 x 152(L) m/m	ø100/150 x 305(L) m/m
Sanding belt oscillating mode	砂帶移位	氣壓式	氣壓式
Sanding belt oscillating range	砂帶移位尺寸	100 m/m	100 m/m
Feeding motor	送料馬達	1/4 HP x 4 組	1/4 HP x 4 組
Feeding speed (infinitely variable speed)	送料速度	0-28 米	0-28 米
Feeding roller size	送料輪尺寸	ø100 x 50(L) m/m	ø100 x 50(L) m/m
Feeding roller Number	送料輪數目	8 只	12 只
Working thickness	加工厚度	6-100 m/m	6-100 m/m
Working height	加工高度	25-150 m/m	25-300 m/m
Working length	加工長度	250 / 300-1500 m/m	250 / 300-1500 m/m
Machine size	機械尺寸(長 x 寬 x 高)	1650 x 1150 x 1150 m/m	1650 x 1150 x 1250 m/m
Packing size	裝箱尺寸(長 x 寬 x 高)	1750 x 1250 x 1350 m/m	1750 x 1250 x 1450 m/m
Net weight / Gross weight	淨重 / 毛重	480 / 530 kgs	510 / 600 kgs

SANDERS 砂光機

2-SIDE SANDER 雙面曲型砂光機 (椅腳專用型)

MODEL	型式	SGF-506U
Sanding belt drive motor	砂帶馬達	1HP x 2 只
Sanding belt speed	砂帶轉速	0-565 米
Sanding belt size	砂帶尺寸	152 x 750 m/m
Sanding drum size	砂光輪尺寸	ø150 x 152(L) m/m
Sanding belt oscillating mode	砂帶移位	氣壓式
Sanding belt oscillating range	砂帶移位尺寸	100 m/m
Feeding motor	送料馬達	1/4 HP x 4 組
Feeding speed (infinitely variable speed)	送料速度	0-21 米
Feeding roller size	送料輪尺寸	ø75 x 75(L) m/m
Feeding roller Number	送料輪數目	4 只
Working thickness	加工厚度	15-75 m/m
Working height	加工高度	25-75 m/m
Working length	加工長度	220-1500 m/m
Machine size	機械尺寸 (長 x 寬 x 高)	1350 x 800 x 1400 m/m
Packing size	裝箱尺寸 (長 x 寬 x 高)	1450 x 900 x 1600 m/m
Net weight / Gross weight	淨重 / 毛重	570 / 680 kgs



4-SIDE SANDER 直角四面砂光機

MODEL	型式	SGF-506N4
Vertical sanding belt drive motor	立式砂帶馬達	2 HP x 2 只
Sanding belt speed (infinitely variable speed)	砂帶轉速	0-980 米
Sanding belt size	砂帶尺寸	152 x 850 m/m
Sanding drum size	砂帶輪尺寸	ø175 x 152 m/m
Sanding belt oscillation motor	砂帶移位馬達	1/8 HP-1 只
Sanding belt oscillation range	砂帶移位尺寸	100 m/min
Horizontal sanding motor	臥式砂帶馬達	2 HP-2 只
Sanding belt speed (infinitely variable speed)	砂帶轉速	0-980 米
Sanding belt size	砂帶尺寸	152 x 850m/m
Sanding drum size	砂帶輪尺寸	ø175 x 152 m/m
Sanding belt oscillation range	臥式砂帶振動	電動
Feeding motor	送料馬達	1/4 HP-5 組
Feeding speed (infinitely variable speed)	送料轉速	0-28 米
Feeding roller size	送料輪尺寸	ø100 x 50 m/m
Feeding roller number	送料輪數量	12 只
Working thickness	加工物厚度	3-100 m/m
Working height	加工物高度	25-150 m/m
Working length	加工物長度	400-3000 m/m
Machine size	機械尺寸	1350 x 1200 x 1300 m/m
Packing size	裝箱尺寸	1450 x 1300 x 1500 m/m
Net weight / Gross weight	淨重 / 毛重	520 / 670 kgs



4-SIDE SANDER 彎形四面砂光機

MODEL	型式	SGF-506U4
Vertical sanding belt drive motor	立式砂帶馬達	1 HP x 4p-2 只
Sanding belt speed	砂帶轉速	0-565 米
Sanding drum size	立式砂帶輪尺寸	ø100 x 150 m/m-2 只
Sanding belt size	砂帶尺寸	150 x 635 m/m-2 條
Sanding belt oscillation range	砂帶移位尺寸	120 m/m
Horizontal sanding motor	臥式砂帶馬達	2 HP x 4p-2 只
Sanding belt speed (infinitely variable speed)	砂帶轉速	0-980 米 (無段調速)
Sanding drum size	臥式砂帶輪尺寸	ø175 x 150 m/m-2 只
Sanding belt size	臥式砂帶尺寸	152 x 850 m/m
Sanding belt oscillation range	臥式砂帶震動	電動
Feeding motor	送料馬達	1/4 HP x 4p-4 組
Feeding speed (infinitely variable speed)	送料轉速	0-22 米 (無段調速)
Feeding roller size	送料輪尺寸	ø75 x 75 m/m
Feeding roller number	送料輪數量	4 只
Working thickness	加工物厚度	15-75 m/m
Working height	加工物高度	25-75 m/m
Working length	加工物長度	600-1500 m/m
Machine size	機械尺寸	1400 x 1150 x 1600 m/m
Packing size	裝箱尺寸	1500 x 1250 x 1800 m/m
Net weight / Gross weight	淨重 / 毛重	860 / 980 kgs



SINGLE BELT PROFILE SANDER 簡式曲緣砂光機



• Machine equips with the power feeder is for straight and edge sanding.

• 可裝配送料機做直線邊緣砂光，送料速度分多段變速。



• Move away the power feeder for manual sanding on curves, rounds or other edges.

• 可將送料機移開，採用手推方式做弧形、圓形及其他類型邊緣砂光。



MODEL

型式

SFR-S1

Range of workpiece width (feeder / manual type)	工作物寬度 (裝設送料機 / 手推式)	50-200 mm / 300-1000 mm
Range of workpiece length	工作物長度	150-1800 mm
Range of workpiece thickness	工作物厚度	8-75 mm
Sanding belt width	砂帶寬度	30-90 mm
Sanding belt length	砂帶長度	2450 mm
Belt tilts	砂光座傾斜角度	-45° ~ +90°
Belt drive motor / speed	砂帶馬達 / 速度	3 HP x 4p / 0-1300 m/min
Oscillation motor	振動馬達	1/8 HP x 4p
Feeder motor / speed	送料馬達 / 速度 (選購配備)	2 HP x 4 / 8p 兩段速度
Feeder (optional)	送料機型式 (選購配備)	4 軸式

VERTICAL BRUSH SANDER 立式棕刷機



MODEL

型式

SFT-B2

Brush motor	棕刷馬達	2 HP x 2 PCS
Spindle speed (With inverter)	主軸轉速 (變頻無段調速)	0~1800 rpm
Spindle diameter	主軸直徑	40 mm
Brush wheel size	棕刷輪尺寸	ø300 x 200L mm x 2 PCS
Motor for blowing hole and floating ball table	桌面吹風淨珠馬達	2 HP x 1 PC
Work table size	工作台尺寸	700 x 1700 mm

SANDERS 砂光機

3-SIDE STRAIGHT SANDING MACHINE

飾條異形三面砂光機



SGFV-S8DAE

MODEL	型式	SGFV-S4DAE	SGFV-S8DAE
Min-max working width	工作物寬度	25-125 m/m	25-150 m/m
Min-max working length	工作物長度	1200-3000 mm	1200-3000 m/m
Min-max working thickness	工作物厚度	15-75 m/m	15-75 m/m
Sanding belt width	砂帶寬度	30-140 mm	30-140 m/m
Sanding belt length	砂帶長度	2130 mm	2130 m/m
Belt tilt angle	砂帶傾斜角度	-45° ~ +100°	-45° ~ +100°
Belt drive motor and speed	砂帶馬達/ 速度	2.2 kw x 4p / 0-1300m/min (4 sets)	2.2 kw x 4p / 0-1300 m/min (8 sets)
Oscillation motor	滾動馬達	0.1 kw x 4p (4 sets)	0.1 kw x 4p (8 sets)
Type of feed	送料方式	漸段式 (Step by step type)	漸段式 (Step by step type)
Conveyor drive motor and speed	輸送馬達/ 速度	0.2 kw x 4p / 0-28 m/min (10 sets)	0.2 kw x 4p / 0-28 m/min (18 sets)
Type of material hold down	壓料方式	漸段式滾輪壓料 (Step by step, roller hold down)	漸段式滾輪壓料 (Step by step, roller hold down)
Type of guide fence	靠料方式	漸段式滾輪靠料 (Step by step)	漸段式滾輪靠料 (Step by step)

4-SIDE STRAIGHT SANDING MACHINE

飾條異形四面砂光機



SDA-S6F

MODEL	型式	SDAE-S2W2	SDA-S6F
Min-max working width	工作物寬度	15-90 m/m	25-90 m/m
Min-max working length	工作物長度	1000-3000 mm	1000-3000 m/m
Min-max working thickness	工作物厚度	10-75 m/m	10-75 m/m
Sanding belt width	砂帶寬度	30-90 mm	30-90 m/m
Sanding belt length	砂帶長度	2130 mm	2130 m/m
Belt tilt angle	砂帶傾斜角度	-45° ~ +90°	-45° ~ +90°
Belt drive motor and speed	砂帶馬達/ 速度	2.2 kw x 4p / 0-1300 m/min (2 sets)	2.2 kw x 4p / 0-1300 m/min (6 sets)
Oscillation motor	滾動馬達	0.1 kw x 4p (2 sets)	0.1 kw x 4p (6 sets)
Sanding wheel motor/speed	砂輪馬達/ 速度	2.2 kw x 4p / 0-1800 rpm (2 sets)	
Sanding wheel tilts	砂輪傾斜角度	-10° ~ +90°	
Sanding wheel thickness	砂輪厚度	15-80 m/m	
Sanding wheel diameter	砂輪直徑	ø200 m/m	
Sponge belt width	海棉輪砂帶寬度	100 m/m	
Sponge belt length	海棉輪砂帶長度	810 m/m	
Sponge wheel size	海棉輪尺寸	ø175 x 100 m/m	
Type of feed	送料方式	漸段式 (Step by step type)	漸段式 (Step by step type)
Conveyor drive motor and speed	輸送馬達/ 速度	0.4 kw x 4p / 0-28 m/min (5 sets)	0.4 kw x 4p / 0-30 m/min (4 sets)
Conveyor width/quality	輸送帶寬度/ 材質	100 m/m 平面皮帶輸送 (Flat pattern rubber belt)	100 m/m 平面皮帶輸送 (Flat pattern rubber belt)
Conveyor number	輸送帶數量	5	4
Auto feed driven motor	自動送料馬達		0.4 kw x 4p
Type of material hold down	壓料方式	漸段式滾輪壓料 (Step by step, roller hold down)	漸段式滾輪壓料 (Step by step, roller hold down)
Type of guide fence	靠料方式	漸段式滾輪靠料 (Step by step)	漸段式滾輪靠料 (Step by step)

4-SIDE STRAIGHT SANDING MACHINE

飾條異形四面砂光機



SADE-W4F

MODEL	型式	SDAE-S6W4B2F	SDAE-W4F
Min-max working width	工作物寬度	25-125 m/m	25-100 m/m
Min-max working length	工作物長度	1000-3000 mm	1000-3000 m/m
Min-max working thickness	工作物厚度	5-75 m/m	5-75 m/m
Sanding belt width / length	砂帶寬度 / 長度	30-90 mm / 2130 mm	
Belt tilt angle	砂帶傾斜角度	-45° ~ +90°	
Belt drive motor and speed	砂帶馬達 / 速度	2.2 kw x 4p / 0-1300 m/min (6 sets)	
Oscillation motor	滾動馬達	0.1 kw x 4p (6 sets)	
Sanding wheel motor/speed	砂輪馬達 / 速度	2.2 kw x 4p / 0-1800 rpm (4 sets)	2.2 kw x 4p / 0-1800 rpm (4 sets)
Sanding wheel tilts	砂輪傾斜角度	-10° ~ +90°	-10° ~ +90°
Brush cleaning wheel motor and speed	棕刷清潔輪馬達 / 速度	1/2 HP x 4p / 1720 rpm	
Sanding wheel thickness	砂輪厚度	15-80 m/m	15-80 m/m
Sanding wheel diameter	砂輪直徑	ø200 m/m	ø200 m/m
Sponge belt width	海綿輪砂帶寬度	100 m/m	100 m/m
Sponge belt length	海綿輪砂帶長度	810 m/m	810 m/m
Sponge wheel size	海綿輪尺寸	ø175 x 100 m/m	ø175 x 100 m/m
Type of feed	送料方式	漸段式 (Step by step type)	漸段式 (Step by step type)
Conveyor drive motor and speed	輸送馬達 / 速度	0.4 kw x 4p / 0-30 m/min (12 sets)	0.4 kw x 4p / 0-30 m/min (5 sets)
Conveyor width/quality	輸送帶寬度 / 材質	100m/m 平面皮帶輸送 (Flat pattern rubber belt)	100 m/m 平面皮帶輸送 (Flat pattern rubber belt)
Conveyor number	輸送帶數量	12	5
Auto feed drive motor	自動送料馬達	0.4 kw x 4p	0.4 kw x 4p
Type of material hold down	壓料方式	漸段式滾輪壓料 (Step by step, roller hold down)	漸段式滾輪壓料 (Step by step, roller hold down)
Type of guide fence	靠料方式	漸段式滾輪靠料 (Step by step)	漸段式滾輪靠料 (Step by step)

4-SIDE STRAIGHT SANDING MACHINE

飾條異形四面砂光機



SDAE-S6W2F

MODEL	型式	SDAE-S4W2	SDAE-S6W2F
Min-max working width	工作物寬度	25-125 m/m	25-125 m/m
Min-max working length	工作物長度	1000-3000 mm	1000-3000 m/m
Min-max working thickness	工作物厚度	5-75 m/m	5-75 m/m
Sanding belt width / length	砂帶寬度 / 長度	30-100 mm / 2130 mm	30-100 mm / 2130 m/m
Belt tilt angle	砂帶傾斜角度	-45° ~ +90°	-45° ~ +90°
Belt drive motor and speed	砂帶馬達 / 速度	2.2 kw x 4p / 0-1300 m/min (4 sets)	2.2 kw x 4p / 0~1300 m/min (6 sets).
Oscillation motor	滾動馬達	0.1 kw x 4p (4 sets)	0.1kw x 4p (6 sets).
Sanding wheel motor/speed	砂輪馬達 / 速度	2.2 kw x 4p / 0-1800 rpm (2 sets)	2.2 kw x 4p / 0~1800 rpm (2 sets)
Sanding wheel tilts	砂輪傾斜角度	-10° ~ +90°	-10° ~ +90°
Sanding wheel thickness	砂輪厚度	15-80 m/m	15~80 m/m
Sanding wheel diameter	砂輪直徑	ø200 m/m	ø200 m/m
Sponge belt width	海綿輪砂帶寬度	100 m/m	100 m/m
Sponge belt length	海綿輪砂帶長度	810 m/m	810 m/m
Sponge wheel size	海綿輪尺寸	ø175 x 100 m/m	ø175 x 100 m/m
Type of feed	送料方式	漸段式 (Step by step type)	漸段式 (Step by step type)
Conveyor drive motor and speed	輸送馬達 / 速度	0.4 kw x 4p / 0-28 m/min (7 sets)	0.4 kw x 4p / 0-28 m/min (9 sets)
Conveyor width/quality	輸送帶寬度 / 材質	100 m/m 平面皮帶輸送 (Flat pattern rubber belt)	100 m/m 平面皮帶輸送 (Flat pattern rubber belt)
Conveyor number	輸送帶數量	7	9
Auto feed drive motor	自動送料馬達		0.4 kw x 4p
Type of material hold down	壓料方式	漸段式滾輪壓料 (Step by step, roller hold down)	漸段式滾輪壓料 (Step by step, roller hold down)
Type of guide fence	靠料方式	漸段式滾輪靠料 (Step by step)	漸段式滾輪靠料 (Step by step)

SANDERS 砂光機

3-SIDE STRAIGHT SANDING MACHINE

飾條異形三面砂光機



SGFV-W4DAE



SGFV-W6DAE

MODEL	型式	SGFV-W4DAE	SGFV-W6DAE
Min-max working width	工作物寬度	15-100 m/m	15-100 m/m
Min-max working length	工作物長度	1000-1800 mm	1000-1800 mm
Min-max working thickness	工作物厚度	10-75 m/m	10-75 m/m
Sanding wheel motor	砂光輪馬達	3 HP x 4p (4 sets)	3 HP x 4p (6 sets)
Sanding wheel speed	砂光輪轉速	0-1800 R.P.M. (無段調速) Variable speed	
Sanding wheel tilts	砂光輪傾斜角度	+75° ~ +180°	+75° ~ +180°
Sanding wheel size	砂光輪尺寸	ø200 x 15-90 m/m	ø200 x 15-90 m/m
Sponge wheel size	海棉輪尺寸	ø175 x 100 mm	ø175 x 100 mm
Sponge belt size (WxL)	海棉輪砂帶尺寸 (WxL)	100 x 810 mm	100 x 810 mm
Type of feed	送料方式	漸段式滾輪輸送 Step by step with roller	
Conveyor drive motor	輸送馬達	1/4 HP x 4p (配減速機共10組)	1/4 HP x 4p (配減速機共14組)
Conveyor drive speed	輸送帶速度	0-30 m (無段調速) Variable speed	

EDGE SANDER

曲緣砂光機



SHR-KS1W1

MODEL	型式	SHR-KS1	SHR-S1W1	SHR-S1W3	SHR-KS1	SHR-KS1W1
Range of workpiece width	工作物寬度	50-1500 m/m	50-1500 m/m	50-1500 m/m	50-1500 m/m	50-1500 m/m
Minimum length of workpiece (roller type)	最小工作物長度 (滾輪式)	250 m/m	250 m/m	250 m/m	250 m/m	250 m/m
Minimum length of workpiece (belt type)	最小工作物長度 (皮帶式)	100 m/m	100 m/m	100 m/m	100 m/m	100 m/m
Range of workpiece thickness	工作物厚度	5-80 m/m	5-80 m/m	5-80 m/m	5-80 m/m	5-80 m/m
Sanding belt width	砂布帶寬度	30-100 m/m	30-100 m/m	30-100 m/m	30-100 m/m	30-100 m/m
Sanding belt length	砂布帶長度	2450 m/m	2450 m/m	2450 m/m	2450 m/m	2450 m/m
Belt tilts	砂布帶傾斜角度	-45° ~ +90°				
Belt drive motor / speed	砂布帶驅動馬達 / 速度	2.2 kw (0-1800 rpm)				
Conveyor drive motor / speed	輸送帶驅動馬達 / 速度	0.375 kw (3-28 M)	0.375 kw (3-28 M)	0.75 kw (3-28 M)	0.375 kw (3-28 M)	0.75 kw (3-28 M)
Conveyor width	輸送帶寬度	60 m/m	60 m/m	80 m/m	60 m/m	80 m/m
Sanding wheel drive motor / speed	砂輪驅動馬達 / 速度	2.2 kw x 1 (0~1800 rpm) 2.2 kw x 3 (0~1800 rpm)				
Sanding wheel tilts	砂輪傾斜角度	+90° ~ +180° +90° ~ +180°				
Cutter head drive motor / speed	刀輪驅動馬達 / 速度	5.5 kw (7500 rpm)				
Oscillation motor	砂帶振盪馬達	0.1kw	0.1kw	0.1kw	0.1kw	0.1kw

EDGE SANDER 曲緣砂光機



SHR-S3W1

MODEL	型式	SHR-S3	SHR-S3W1	SHR-S3W3	SHR-KS3W1	SHR-K2S3W2
Range of workpiece width	工作物寬度	50-1800 m/m	50-1800 m/m	50-1800 m/m	50-1800 m/m	50-1800 m/m
Minimum length of workpiece (roller type)	最小工作物長度 (滾輪式)	250 m/m	250 m/m	250 m/m	250 m/m	250 m/m
Minimum length of workpiece (belt type)	最小工作物長度 (皮帶式)	100 m/m	100 m/m	100 m/m	100 m/m	100 m/m
Range of workpiece thickness	工作物件厚度	5-80 m/m	5-80 m/m	5-80 m/m	5-80 m/m	5-80 m/m
Sanding belt width	砂布帶寬度	30-100 m/m	30-100 m/m	30-100 m/m	30-100 m/m	30-100 m/m
Sanding belt length	砂布帶長度	2450 m/m	2450 m/m	2450 m/m	2450 m/m	2450 m/m
Belt tilts	砂布帶傾斜角度			-45° ~ +90°		
Belt drive motor / speed	砂布帶驅動馬達 / 速度			2.2 kw x 3 (0-1800 rpm)		
Conveyor drive motor / speed	輸送帶驅動馬達 / 速度			1.5 kw (3-28 M)		
Conveyor width	輸送帶寬度	80 m/m	80 m/m	80 m/m	80 m/m	80 m/m
Sanding wheel drive motor / speed	砂輪驅動馬達 / 速度		2.2 kw x 1 (0~1800 rpm)	2.2 kw x 3 (0~1800 rpm)	2.2 kw x 1 (0~1800 rpm)	2.2 kw x 2 (0~1800 rpm)
Sanding wheel tilts	砂輪傾斜角度			+90° ~ +180°		
Cutter head drive motor / speed	刀輪驅動馬達 / 速度				5.5 kw (7500 rpm)	5.5 kw x 2 (7500 rpm)
Oscillation motor	砂帶振盪馬達	0.1 kw x 3	0.1 kw x 3	0.1 kw x 3	0.1 kw x 3	0.1 kw x 3

EDGE SANDER 曲緣砂光機



SHR-S4W1

MODEL	型式	SHR-S4	SHR-S4W1	SHR-S4W2	SHR-KS4W2	SHR-K2S4W4
Range of workpiece width	工作物寬度	50-1800 m/m	50-1800 m/m	50-1800 m/m	50-1800 m/m	50-1800 m/m
Minimum length of workpiece (roller type)	最小工作物長度 (滾輪式)	250 m/m	250 m/m	250 m/m	250 m/m	250 m/m
Minimum length of workpiece (belt type)	最小工作物長度 (皮帶式)	100 m/m	100 m/m	100 m/m	100 m/m	100 m/m
Range of workpiece thickness	工作物件厚度	5-80 m/m	5-80 m/m	5-80 m/m	5-80 m/m	5-80 m/m
Sanding belt width	砂布帶寬度	30-100 m/m	30-100 m/m	30-100 m/m	30-100 m/m	30-100 m/m
Sanding belt length	砂布帶長度	2450 m/m	2450 m/m	2450 m/m	2450 m/m	2450 m/m
Belt tilts	砂布帶傾斜角度			-45° ~ +90°		
Belt drive motor / speed	砂布帶驅動馬達 / 速度			2.2 kw x 4 (0-1800 rpm)		
Conveyor drive motor / speed	輸送帶驅動馬達 / 速度	1.5 kw (3-28 M)	1.5 kw (3-28 M)	2.2 kw (3-28 M)	2.2 kw (3-28 M)	2.2 kw (3-28 M)
Conveyor width	輸送帶寬度	80 m/m	80 m/m	80 m/m	80 m/m	80 m/m
Sanding wheel drive motor / speed	砂輪驅動馬達 / 速度		2.2 kw x 1 (0~1800 rpm)	2.2 kw x 2 (0~1800 rpm)	2.2 kw x 2 (0~1800 rpm)	2.2 kw x 4 (0~1800 rpm)
Sanding wheel tilts	砂輪傾斜角度			+90° ~ +180°		
Cutter head drive motor / speed	刀輪驅動馬達 / 速度				5.5 kw x 1 (7500 rpm)	5.5 kw x 2 (7500 rpm)
Oscillation motor	砂帶振盪馬達	0.1 kw x 4	0.1 kw x 4	0.1 kw x 4	0.1 kw x 4	0.1 kw x 4

SANDERS 砂光機

EDGE SANDER

曲緣砂光機



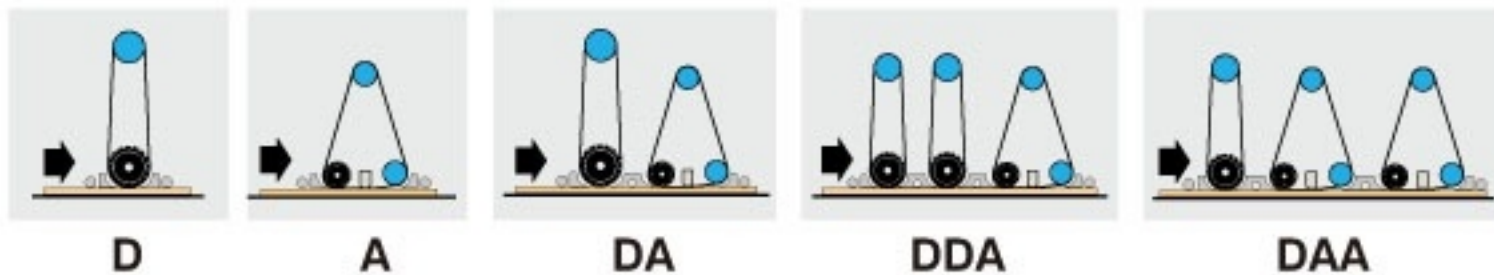
SHR-S2W2

MODEL	型式	SHR-S2	SHR-S2W1	SHR-S2W2	SHR-KS2W1	SHR-K2S2W2	SHR-K4S2W1	
		Range of workpiece width	工作物寬度	50-1800 m/m	50-1800 m/m	50-1800 m/m	50-1800 m/m	50-1800 m/m
Minimum length of workpiece (roller type)	最小工作物長度 (滾輪式)	250 m/m	250 m/m	250 m/m	250 m/m	250 m/m	250 m/m	
Minimum length of workpiece (belt type)	最小工作物長度 (皮帶式)	100 m/m	100 m/m	100 m/m	100 m/m	100 m/m	100 m/m	
Range of workpiece thickness	工作物件厚度	5-80 m/m	5-80 m/m	5-80 m/m	5-80 m/m	5-80 m/m	5-80 m/m	
Sanding belt width	砂布帶寬度	30-100 m/m	30-100 m/m	30-100 m/m	30-100 m/m	30-100 m/m	30-100 m/m	
Sanding belt length	砂布帶長度	2450 m/m	2450 m/m	2450 m/m	2450 m/m	2450 m/m	2450 m/m	
Belt tilts	砂布帶傾斜角度	-45° ~ +90°	-45° ~ +90°	-45° ~ +90°	-45° ~ +90°	-45° ~ +90°	-45° ~ +90°	
Belt drive motor / speed	砂布帶驅動馬達 / 速度	2.2 kw x 2 (0-1800 rpm)						
Conveyor drive motor / speed	輸送帶驅動馬達 / 速度	0.75 kw (3-28 M)				1.5 kw (3-28 M)		
Conveyor width	輸送帶寬度	80 m/m	80 m/m	80 m/m	80 m/m	80 m/m	80 m/m	
Sanding wheel drive motor / speed	砂輪驅動馬達 / 速度	2.2 kw x 1 (0~1800 rpm)		2.2 kw x 2 (0~1800 rpm)		2.2 kw x 1 (0~1800 rpm)		
Sanding wheel tilts	砂輪傾斜角度	+90° ~ +180°						
Cutter head drive motor / speed	刀盤驅動馬達 / 速度					5.5 kw (7500 rpm)	5.5 kw x 2 (7500 rpm)	5.5 kw x 4 (7500 rpm)
Oscillation motor	砂帶震盪馬達	0.1 kw x 2	0.1 kw x 2	0.1 kw x 2	0.1 kw x 2	0.1 kw x 2	0.1 kw x 2	

SANDERS 砂光機

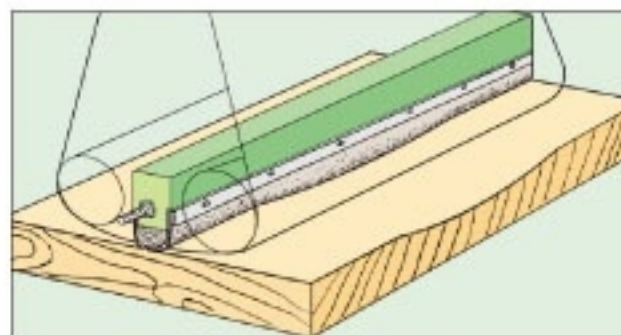
HEAVY DUTY WIDE BELT SANDER

重型砂光機



AIR PAD

- In conjunction with the use of a frequency inverter, the machine can perform lacquered panel sanding operations.
- Suited for sanding veneer laminated panel.



SANDING HEAD CONFIGURATION

There are three types of sanding heads:

- (1) Contact drum for sizing and intermediated finishing.
- (2) Platen head for versatile sanding.
- (3) Combination contact drum / platen head. Sanders can be furnished with one head or multi-head configurations. The most popular are D, A, DA, DD, AA, DDA, DAA model, but for higher production applications the multi-head are suggested.

2' CAPACITY

MODEL	型式	SPR-600D	SPR-600A	SPR-600DA	SPR-600DDA
Working width	加工寬度	610 mm	610 mm	610 mm	610 mm
Working height	加工厚度	125 mm	125 mm	125 mm	125 mm
Main motor standard	主軸馬力	15 HP	15 HP	15, 10 HP	20, 20, 15 HP
Feed motor	送料馬達	2 HP	2 HP	2 HP	3 HP
Table hoist motor	升降馬力	1/2 HP	1/2 HP	1/2 HP	1/2 HP
Feed speeds (Variable)	送料速度	6-26 M/min	6-26 M/min	6-26 M/min	6-26 M/min
Sanding belt size	砂帶尺寸	25" x 75"	25" x 75"	25" x 75"	25" x 75"
Compressed air required	使用壓力	5 kg/cm ²	5 kg/cm ²	6 kg/cm ²	6 kg/cm ²
Exhaust volume requirement	風量	1030 M ³ /Hr	1030 M ³ /Hr	2064 M ³ /Hr	3500 M ³ /Hr
Net weight	淨重	1200 kg	1200 kg	2000 kg	2800 kg
Gross weight	毛重	1500 kg	1500 kg	2450 kg	3300 kg
Machine dimensions (LxWxH)	機械尺寸(長x寬x高)	62" x 56" x 81"	62" x 56" x 81"	79" x 70" x 81"	100" x 70" x 80"
Packing size (LxWxH)	裝箱尺寸(長x寬x高)	65" x 59" x 85"	65" x 59" x 85"	82" x 73" x 84"	103" x 73" x 86"

3' CAPACITY

MODEL	型式	SPR-900D	SPR-900A	SPR-900DA	SPR-900DDA
Working width	加工寬度	910 mm	910 mm	910 mm	910 mm
Working height	加工厚度	125 mm	125 mm	125 mm	125 mm
Main motor standard	主軸馬力	20 HP	15 HP	20, 15 HP	25, 20, 20 HP
Feed motor	送料馬達	2 HP	2 HP	3 HP	3 HP
Table hoist motor	升降馬力	1/2 HP	1/2 HP	1/2 HP	1/2 HP
Feed speeds (Variable)	送料速度	6-26 M/min	6-26 M/min	6-26 M/min	6-26 M/min
Sanding belt size	砂帶尺寸	37" x 75"	37" x 75"	37" x 75"	37" x 75"
Compressed air required	使用壓力	5 kg/cm ²	5 kg/cm ²	6 kg/cm ²	6 kg/cm ²
Exhaust volume requirement	風量	1720 M ³ /Hr	1720 M ³ /Hr	3500 M ³ /Hr	5180 M ³ /Hr
Net weight	淨重	1440 kg	1440 kg	2800 kg	3800 kg
Gross weight	毛重	1850 kg	1850 kg	3250 kg	4300 kg
Machine dimensions (LxWxH)	機械尺寸(長x寬x高)	65" x 60" x 81"	65" x 60" x 81"	83" x 81" x 81"	100" x 84" x 81"
Packing size (LxWxH)	裝箱尺寸(長x寬x高)	68" x 62" x 87"	68" x 62" x 87"	86" x 85" x 85"	103" x 86" x 85"

3 1/2' CAPACITY

MODEL	型式	SPR-1100D	SPR-1100A	SPR-1100DA	SPR-1100DDA	SPR-1100DAA
Working width	加工寬度	1100 mm	1100 mm	1100 mm	1100 mm	1100 mm
Working height	加工厚度	125 mm	125 mm	125 mm	125 mm	125 mm
Main motor standard	主軸馬力	30 HP	20 HP	30, 20 HP	30, 30, 20 HP	30, 20, 20 HP
Feed motor	送料馬達	3 HP	3 HP	3 HP	5 HP	5 HP
Table hoist motor	升降馬力	1/2 HP	1/2 HP	1/2 HP	1 HP	1 HP
Feed speeds (Variable)	送料速度	6-26 M/min	6-26 M/min	6-26 M/min	6-26 M/min	6-26 M/min
Sanding belt size	砂帶尺寸	43" x 84"	43" x 84"	43" x 84"	43" x 84"	43" x 84"
Compressed air required	使用壓力	5 kg/cm ²	5 kg/cm ²	6 kg/cm ²	6 kg/cm ²	6 kg/cm ²
Exhaust volume requirement	風量	2600 M ³ /Hr	2600 M ³ /Hr	5180 M ³ /Hr	7760 M ³ /Hr	7760 M ³ /Hr
Net weight	淨重	2200 kg	2200 kg	4000 kg	4485 kg	4850 kg
Gross weight	毛重	2500 kg	2500 kg	4500 kg	4850 kg	5100 kg
Machine dimensions (LxWxH)	機械尺寸(長x寬x高)	98" x 70" x 80"	98" x 70" x 80"	96" x 88" x 80"	98" x 88" x 80"	98" x 88" x 80"
Packing size (LxWxH)	裝箱尺寸(長x寬x高)	102" x 74" x 89"	102" x 74" x 89"	102" x 89" x 89"	102" x 89" x 89"	102" x 89" x 89"


4' CAPACITY

MODEL	型式	SPR-1300D	SPR-1300A	SPR-1300DA	SPR-1300DDA	SPR-1300DAA
Working width	加工寬度	1300 mm	1300 mm	1300 mm	1300 mm	1300 mm
Working height	加工厚度	125 mm	125 mm	125 mm	125 mm	125 mm
Main motor standard	主軸馬力	30 HP	25 HP	30, 25 HP	40, 30, 25 HP	40, 30, 25 HP
Feed motor	送料馬達	3 HP	3 HP	5 HP	7-1/2 HP	7-1/2 HP
Table hoist motor	升降馬力	1/2 HP	1/2 HP	1 HP	1 HP	1 HP
Feed speeds (Variable)	送料速度	6-26 M/min	6-26 M/min	6-26 M/min	6-26 M/min	6-26 M/min
Sanding belt size	砂帶尺寸	52" x 84"	52" x 84"	52" x 84"	52" x 84"	52" x 84"
Compressed air required	使用壓力	5 kg/cm ²	5 kg/cm ²	6 kg/cm ²	6 kg/cm ²	6 kg/cm ²
Exhaust volume requirement	風量	3500 M ³ /Hr	3500 M ³ /Hr	6860 M ³ /Hr	9870 M ³ /Hr	9870 M ³ /Hr
Net weight	淨重	2500 kg	2500 kg	4700 kg	5050 kg	5350 kg
Gross weight	毛重	2800 kg	2800 kg	5200 kg	5850 kg	5880 kg
Machine dimensions (LxWxH)	機械尺寸(長x寬x高)	107" x 70" x 83"	107" x 70" x 83"	107" x 88" x 80"	118" x 88" x 80"	118" x 88" x 80"
Packing size (LxWxH)	裝箱尺寸(長x寬x高)	109" x 74" x 89"	109" x 74" x 89"	109" x 89" x 89"	109" x 89" x 89"	109" x 89" x 89"

SHANDERS 砂光機

STANDARD DUTY MODELS

標準型砂光機



2' CAPACITY

MODEL	型式	SPR-25D	SPR-25A	SPR-25DA
Working width	加工寬度	610 mm	610 mm	610 mm
Working height	加工厚度	100 mm	100 mm	125 mm
Main motor standard	主軸馬力	10 HP	10 HP	15, 10 HP
Feed motor	送料馬達	1 HP	1 HP	2 HP
Table hoist motor	升降馬力	1/2 HP	1/2 HP	1/2 HP
Feed speeds (Variable)	送料速度	4-16 M/min	4-16 M/min	4-16 M/min
Sanding belt size	砂帶尺寸	24"x48"	24"x48"	25"x60"
Compressed air required	使用壓力	4 kg/cm ²	4 kg/cm ²	5 kg/cm ²
Exhaust volume requirement	風量	2575 M ³ /Hr	2575 M ³ /Hr	3090 M ³ /Hr
Net weight	淨重	660 kg	660 kg	1350 kg
Gross weight	毛重	720 kg	720 kg	1600 kg
Dimensions:(LxWxH)	機械尺寸	53"x50"x63"	53"x50"x63"	74"x54"x70"
Packing size:(LxWxH)	裝箱尺寸	56"x54"x70"	56"x54"x70"	78"x57"x76"



D



A



DA

3' CAPACITY

MODEL	型式	SPR-37D	SPR-37A	SPR-37DA
Working width	加工寬度	910 mm	910 mm	910 mm
Working height	加工厚度	100 mm	125 mm	125 mm
Main motor standard	主軸馬力	20 HP	15 HP	20, 15 HP
Feed motor	送料馬達	2 HP	2 HP	2 HP
Table hoist motor	升降馬力	1/2 HP	1/2 HP	1/2 HP
Feed speeds (Variable)	送料速度	4-16 M/min	4-16 M/min	4-16 M/min
Sanding belt size	砂帶尺寸	37"x60"	37"x60"	37"x60"
Compressed air required	使用壓力	5 kg/cm ²	5 kg/cm ²	5 kg/cm ²
Exhaust volume requirement	風量	3090 M ³ /Hr	3090 M ³ /Hr	3500 M ³ /Hr
Net weight	淨重	900 kg	900 kg	1500 kg
Gross weight	毛重	1150 kg	1150 kg	1900 kg
Dimensions:(LxWxH)	機械尺寸	64"x53"x73"	64"x53"x73"	74"x64"x70"
Packing size:(LxWxH)	裝箱尺寸	67"x56"x78"	67"x55"x78"	78"x67"x76"

3 1/2' / 4' CAPACITY

MODEL	型式	S43DA	S52DA
Working width	加工寬度	1100 mm	1270 mm
Working height	加工厚度	150 mm	150 mm
Main motor standard	主軸馬力	20, 15 HP	20, 20 HP
Feed motor	送料馬達	3 HP	3 HP
Table hoist motor	升降馬力	1/2 HP	1/2 HP
Feed speeds (Variable)	送料速度	1-30 M/min	1-30 M/min
Sanding belt size	砂帶尺寸	43"x75"	52"x75"
Compressed air required	使用壓力	5 kg/cm ²	5 kg/cm ²
Exhaust volume requirement	風量	7760 M ³ /Hr	9870 M ³ /Hr
Net weight	淨重	2100 kg	2500 kg
Gross weight	毛重	2500 kg	3000 kg
Dimensions:(LxWxH)	機械尺寸	70"x82"x77"	76"x82"x77"
Packing size:(LxWxH)	裝箱尺寸	73"x73"x85"	80"x73"x85"

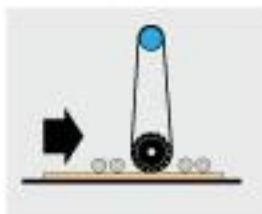


CONVEYOR BELT TRACKING CONTROL

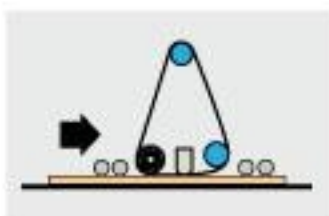
The conveyor belt tracking is pneumatically controlled to effectively prevent out-of-track.

STANDARD DUTY WIDE BELT SANDER

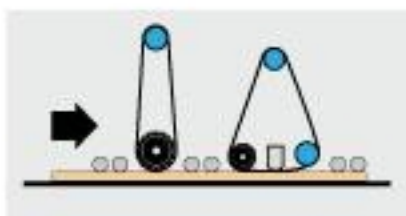
標準型砂光機



D



A



DA



CONVEYOR BELT TRACKING CONTROL

The conveyor belt tracking is pneumatically controlled to effectively prevent out-of-track.

2' CAPACITY

MODEL	型式	SPR-25D	SPR-25A	SPR-25DA
Working width	加工寬度	610 mm	610 mm	610 mm
Working height	加工厚度	100 mm	100 mm	125 mm
Main motor standard	主軸馬力	10 HP	10 HP	15.10 HP
Feed motor	送料馬達	1 HP	1 HP	2 HP
Table hoist motor	升降馬力	1/2 HP	1/2 HP	1/2 HP
Feed speeds (Variable)	送料速度	4-16 M/min	4-16 M/min	4-16 M/min
Sanding belt size	砂帶尺寸	24" x 48"	24" x 48"	25" x 60"
Compressed air required	使用壓力	4 kg/cm ²	4 kg/cm ²	5 kg/cm ²
Exhaust volume requirement	風量	2575 M ³ /Hr	2575 M ³ /Hr	3090 M ³ /Hr
Net weight	淨重	660 kg	660 kg	1350 kg
Gross weight	毛重	720 kg	720 kg	1600 kg
Machine dimensions (LxWxH)	機械尺寸(長x寬x高)	53" x 50" x 63"	53" x 50" x 63"	74" x 54" x 70"
Packing size (LxWxH)	裝箱尺寸(長x寬x高)	56" x 54" x 70"	56" x 54" x 70"	78" x 57" x 76"

3' CAPACITY

MODEL	型式	SPR-37D	SPR-37A	SPR-37DA
Working width	加工寬度	910 mm	910 mm	910 mm
Working height	加工厚度	100 mm	125 mm	125 mm
Main motor standard	主軸馬力	20 HP	15 HP	20.15 HP
Feed motor	送料馬達	2 HP	2 HP	2 HP
Table hoist motor	升降馬力	1/2 HP	1/2 HP	1/2 HP
Feed speeds (Variable)	送料速度	4-16 M/min	4-16 M/min	4-16 M/min
Sanding belt size	砂帶尺寸	37" x 60"	37" x 60"	37" x 60"
Compressed air required	使用壓力	5 kg/cm ²	5 kg/cm ²	5 kg/cm ²
Exhaust volume requirement	風量	3090 M ³ /Hr	3090 M ³ /Hr	3500 M ³ /Hr
Net weight	淨重	900 kg	900 kg	1500 kg
Gross weight	毛重	1150 kg	1150 kg	1900 kg
Machine dimensions (LxWxH)	機械尺寸(長x寬x高)	64" x 53" x 73"	64" x 53" x 73"	74" x 64" x 70"
Packing size (LxWxH)	裝箱尺寸(長x寬x高)	67" x 56" x 78"	67" x 55" x 78"	78" x 67" x 76"

3 1/2' / 4' CAPACITY

MODEL	型式	SPR-43DA	SPR-52DA
Working width	加工寬度	1100 mm	1270 mm
Working height	加工厚度	150 mm	150 mm
Main motor standard	主軸馬力	20, 15 HP	20, 20 HP
Feed motor	送料馬達	3 HP	3 HP
Table hoist motor	升降馬力	1/2 HP	1/2 HP
Feed speeds (Variable)	送料速度	1-30 M/min	1-30 M/min
Sanding belt size	砂帶尺寸	43" x 75"	52" x 75"
Compressed air required	使用壓力	5 kg/cm ²	5 kg/cm ²
Exhaust volume requirement	風量	7760 M ³ /Hr	9870 M ³ /Hr
Net weight	淨重	2100 kg	2500 kg
Gross weight	毛重	2500 kg	3000 kg
Machine dimensions (LxWxH)	機械尺寸(長x寬x高)	70" x 82" x 77"	76" x 82" x 77"
Packing size (LxWxH)	裝箱尺寸(長x寬x高)	73" x 73" x 85"	80" x 73" x 85"

SANDERS 砂光機

SPIRAL CUTTERHEAD PLANER SANDER (STANDARD DUTY)

螺旋刀頭標準型鉋木砂光機

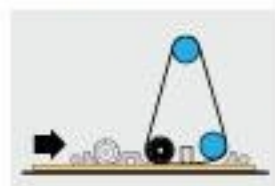


SPIRAL CUTTERHEAD ELEVATION(Standard)

The spiral cutterhead can be raised or lowered by turning a handwheel. A graduated scale is provided to indicate the thickness adjustment.



ND



NA



NDA

2' CAPACITY

MODEL	型式	SPR-25ND	SPR-25NA	SPR-25NDA
Working width	加工寬度	610 mm	610 mm	610 mm
Working height	加工厚度	125 mm	125 mm	125 mm
Main motor standard	主軸馬力	15, 15 HP	15, 10 HP	15, 15, 10 HP
Feed motor	送料馬達	2 HP	2 HP	3 HP
Table hoist motor	升降馬力	1/2 HP	1/2 HP	1/2 HP
Feed speeds (Variable)	送料速度	4-16 M/min	4-16 M/min	4-16 M/min
Sanding belt size	砂帶尺寸	25" x 60"	25" x 60"	25" x 60"
Numbers of knife insert	刀片數量	240 pcs	240 pcs	240 pcs
Compressed air required	使用壓力	4 kg/cm ²	4 kg/cm ²	5 kg/cm ²
Exhaust volume requirement	風量	3090 M ³ /Hr	3090 M ³ /Hr	3500 M ³ /Hr
Net weight	淨重	1350 kg	1350 kg	1650 kg
Gross weight	毛重	1600 kg	1600 kg	2250 kg
Machine dimensions (LxWxH)	機械尺寸(長x寬x高)	74" x 54" x 70"	74" x 54" x 70"	67" x 54" x 73"
Packing size (LxWxH)	裝箱尺寸(長x寬x高)	78" x 57" x 76"	78" x 57" x 76"	90" x 57" x 76"

3' CAPACITY

MODEL	型式	SPR-37ND	SPR-37NA	SPR-37NDA
Working width	加工寬度	910 mm	910 mm	910 mm
Working height	加工厚度	125 mm	125 mm	125 mm
Main motor standard	主軸馬力	20, 20 HP	20, 20 HP	20, 20, 15 HP
Feed motor	送料馬達	2 HP	2 HP	3 HP
Table hoist motor	升降馬力	1/2 HP	1/2 HP	1/2 HP
Feed speeds (Variable)	送料速度	4-16 M/min	4-16 M/min	4-16 M/min
Sanding belt size	砂帶尺寸	37" x 60"	37" x 60"	37" x 60"
Numbers of knife insert	刀片數量	318 pcs	318 pcs	318 pcs
Compressed air required	使用壓力	4 kg/cm ²	4 kg/cm ²	5 kg/cm ²
Exhaust volume requirement	風量	3500 M ³ /Hr	3500 M ³ /Hr	5180 M ³ /Hr
Net weight	淨重	1500 kg	1500 kg	1800 kg
Gross weight	毛重	1900 kg	1900 kg	2300 kg
Machine dimensions (LxWxH)	機械尺寸(長x寬x高)	74" x 64" x 70"	74" x 64" x 70"	67" x 64" x 70"
Packing size (LxWxH)	裝箱尺寸(長x寬x高)	78" x 67" x 76"	78" x 67" x 76"	90" x 67" x 76"



VARIABLE SPEED UNIT

The conveyor belt speed is controlled by a variable speed unit. Feed speed can be varied as desired to suit all types of workpiece material, assuring superior sanding quality.



SPIRAL CUTTERHEAD

Changing knife inserts are conveniently made without need of removing the cutterhead.

SPIRAL CUTTERHEAD PLANER SANDER

重型螺旋刀頭鉋木砂光機

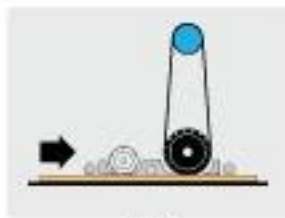
- The first station is a knife planer head, followed with a contact drum head at second station, and platen head at third station.
- Head configuration can be made to meet customer's requirement.
- Choice of single, double or three heads.



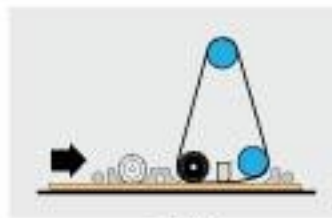
3' CAPACITY
PR-900N/PR-900ND/PR-900NA/PR-900NDA



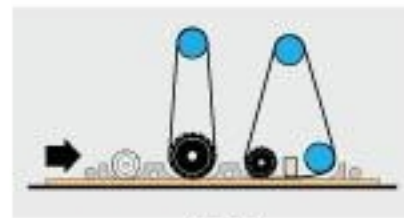
N



ND



NA



NDA



SPIRAL CUTTERHEAD

Changing knife inserts are conveniently made without need of removing the cutterhead.



PANEL CLEANING BRUSH ROLLER

Built at outfeed end of the machine, this panel cleaning brush roller clean powder on the sanded panel.



SPIRAL CUTTER HEAD

The spiral cutter head is fitted with four edge throw away Tungsten Carbide knife inserts. It is precisely machined, providing superior chip removal rate, minimum noise, and extremely smooth cutting effect.



SPIRAL CUTTERHEAD ELEVATION(Optional)

The spiral cutterhead can be raised or lowered by turning a handwheel. A graduated scale is provided to indicate the thickness adjustment.

SANDERS 砂光機

3' CAPACITY

MODEL	型式	SPR-600N	SPR-600ND	SPR-600NA	SPR-600NDA
Working width	加工寬度	610 mm	610 mm	610 mm	610 mm
Working height	加工厚度	125 mm	125 mm	125 mm	125 mm
Main motor standard	主軸馬力	20 HP	20, 20 HP	20 HP, 20 HP	20, 20, 20 HP
Feed motor	送料馬達	2 HP	3 HP	3 HP	3 HP
Table hoist motor	升降馬力	1/2 HP	1/2 HP	1/2 HP	1/2 HP
Feed speeds (Variable)	送料速度	3-16 M/min	3-16 M/min	3-16 M/min	3-16 M/min
Sanding belt size	砂帶尺寸	-	37" x 75"	37" x 75"	37" x 75"
Numbers of knife insert	刀片數量	160 pcs	160 pcs	160 pcs	160 pcs
Compressed air required	使用壓力	4 kg/cm ²	5 kg/cm ²	5 kg/cm ²	6 kg/cm ²
Exhaust volume requirement	風量	1030 M ³ /Hr	2064 M ³ /Hr	2064 M ³ /Hr	3500 M ³ /Hr
Net weight	淨重	1200 kg	2000 kg	2000 kg	2800 kg
Gross weight	毛重	1500 kg	2450 kg	2450 kg	3300 kg
Machine dimensions (LxWxH)	機械尺寸 (長x寬x高)	62" x 56" x 81"	79" x 70" x 81"	79" x 70" x 81"	100" x 70" x 80"
Packing size (LxWxH)	裝箱尺寸 (長x寬x高)	65" x 59" x 85"	82" x 73" x 84"	82" x 73" x 84"	103" x 73" x 86"

3' CAPACITY

MODEL	型式	SPR-900N	SPR-900ND	SPR-900NA	SPR-900NDA
Working width	加工寬度	910 mm	910 mm	910 mm	910 mm
Working height	加工厚度	125 mm	125 mm	125 mm	125 mm
Main motor standard	主軸馬力	20 HP	20, 20 HP	20 HP, 20 HP	20, 20, 20 HP
Feed motor	送料馬達	2 HP	3 HP	3 HP	3 HP
Table hoist motor	升降馬力	1/2 HP	1/2 HP	1/2 HP	1/2 HP
Feed speeds (Variable)	送料速度	3-16 M/min	3-16 M/min	3-16 M/min	3-16 M/min
Sanding belt size	砂帶尺寸	-	37" x 75"	37" x 75"	37" x 75"
Numbers of knife insert	刀片數量	240 pcs	240 pcs	240 pcs	240 pcs
Compressed air required	使用壓力	4 kg/cm ²	5 kg/cm ²	5 kg/cm ²	6 kg/cm ²
Exhaust volume requirement	風量	1720 M ³ /Hr	3500 M ³ /Hr	3500 M ³ /Hr	5180 M ³ /Hr
Net weight	淨重	1400 kg	2700 kg	2700 kg	3700 kg
Gross weight	毛重	1810 kg	3150 kg	3150 kg	4200 kg
Machine dimensions (LxWxH)	機械尺寸 (長x寬x高)	65" x 60" x 81"	83" x 81" x 81"	83" x 81" x 81"	98" x 84" x 81"
Packing size (LxWxH)	裝箱尺寸 (長x寬x高)	68" x 62" x 87"	86" x 85" x 85"	86" x 85" x 85"	102" x 86" x 85"

3 1/2' CAPACITY

MODEL	型式	SPR-1100N	SPR-1100ND	SPR-1100NA	SPR-1100NDA
Working width	加工寬度	1100 mm	1100 mm	1100 mm	1100 mm
Working height	加工厚度	125 mm	125 mm	125 mm	125 mm
Main motor standard	主軸馬力	25 HP	25, 25 HP	25, 20 HP	25, 25, 20 HP
Feed motor	送料馬達	3 HP	3 HP	3 HP	5 HP
Table hoist motor	升降馬力	1/2 HP	1/2 HP	1/2 HP	1 HP
Feed speeds (Variable)	送料速度	3-16 M/min	3-16 M/min	3-16 M/min	3-16 M/min
Sanding belt size	砂帶尺寸	-	43" x 84"	43" x 84"	43" x 84"
Numbers of knife insert	刀片數量	280 pcs	280 pcs	280 pcs	280 pcs
Compressed air required	使用壓力	4 kg/cm ²	5 kg/cm ²	6 kg/cm ²	6 kg/cm ²
Exhaust volume requirement	風量	2600 M ³ /Hr	5180 M ³ /Hr	5180 M ³ /Hr	7760 M ³ /Hr
Net weight	淨重	2000 kg	3200 kg	3200 kg	4100 kg
Gross weight	毛重	2300 kg	3800 kg	3800 kg	4700 kg
Machine dimensions (LxWxH)	機械尺寸 (長x寬x高)	98" x 70" x 80"	98" x 88" x 80"	98" x 86" x 80"	98" x 103" x 80"
Packing size (LxWxH)	裝箱尺寸 (長x寬x高)	102" x 74" x 89"	102" x 89" x 89"	102" x 89" x 89"	102" x 89" x 89"

4' CAPACITY

MODEL	型式	SPR-1300N	SPR-1300ND	SPR-1300NA	SPR-1300NDA
Working width	加工寬度	1300 mm	1300 mm	1300 mm	1300 mm
Working height	加工厚度	125 mm	125 mm	125 mm	125 mm
Main motor standard	主軸馬力	30 HP	30, 30 HP	30, 25 HP	30, 30, 25 HP
Feed motor	送料馬達	3 HP	5 HP	5 HP	7-1/2 HP
Table hoist motor	升降馬力	1/2 HP	1 HP	1 HP	1 HP
Feed speeds (Variable)	送料速度	3-16 M/min	3-16 M/min	3-16 M/min	3-16 M/min
Sanding belt size	砂帶尺寸	-	52" x 84"	52" x 84"	52" x 84"
Numbers of knife insert	刀片數量	340 pcs	340 pcs	340 pcs	340 pcs
Compressed air required	使用壓力	4 kg/cm ²	5 kg/cm ²	5 kg/cm ²	6 kg/cm ²
Exhaust volume requirement	風量	3500 M ³ /Hr	6860 M ³ /Hr	6860 M ³ /Hr	9870 M ³ /Hr
Net weight	淨重	2500 kg	4100 kg	4100 kg	5350 kg
Gross weight	毛重	2800 kg	4700 kg	4700 kg	5880 kg
Machine dimensions (LxWxH)	機械尺寸 (長x寬x高)	98" x 70" x 80"	98" x 88" x 80"	98" x 86" x 80"	98" x 103" x 80"
Packing size (LxWxH)	裝箱尺寸 (長x寬x高)	102" x 74" x 89"	102" x 89" x 89"	102" x 89" x 89"	102" x 89" x 89"

LACQUERED PANEL SANDER

底漆型砂光機



**2' CAPACITY
SPR-25B**

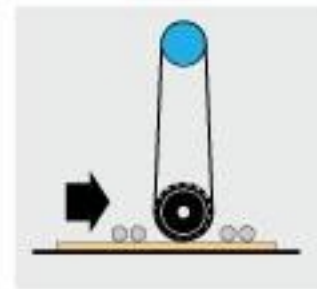


**3' CAPACITY
SPR-37B**



HEAVY-DUTY RUBBER COVERED CONTACT DRUM (SOFT RUBBER ROLLER)

Carefully designed and balanced to insure precise, chatter-free sanding. Covered with proper durometer rubber for each application.



B



VARIABLE SPEED UNIT

The conveyor belt speed is controlled by a variable speed unit. Feed speed can be varied as desired to suit all types of workpiece material, assuring superior



AIR JET CLEANER

The top dust hood sucks all dust removed by the air jet cleaner. This prevents dust accumulating on the photocell sensor.

2'/3'/4' CAPACITY

MODEL	型式	SPR-25B	SPR-620B	SPR-37B	SPR-52B	SPR-1300B
Working width	加工寬度	610 mm	620 mm	910 mm	1300 mm	1300 mm
Working height	加工厚度	125 mm	125 mm	125 mm	125 mm	125 mm
Main motor standard	主轉馬力	5 HP	7-1/2 HP	7-1/2 HP	15 HP	20 HP
Feed motor	送料馬達	1 HP	1 HP	1 HP	3 HP	3 HP
Table hoist motor	升降馬力	1/2 HP	1/2 HP	1/2 HP	1/2 HP	1/2 HP
Feed speeds (Variable)	送料速度	6-24 M/min	6-24 M/min	6-24 M/min	6-24 M/min	6-24 M/min
Sanding belt size	砂帶尺寸	24" x 48"	25" x 60"	37" x 60"	52" x 75"	52" x 84"
Compressed air required	使用壓力	5 kg/cm ²	5 kg/cm ²	5 kg/cm ²	5 kg/cm ²	7 kg/cm ²
Exhaust volume requirement	風量	2060 M ³ /Hr	2060 M ³ /Hr	3090 M ³ /Hr	3500 M ³ /Hr	5180 M ³ /Hr
Net weight	淨重	660 kg	750 kg	900 kg	2000 kg	2500 kg
Gross weight	毛重	720 kg	850 kg	1150 kg	2300 kg	2800 kg
Machine dimensions (LxWxH)	機械尺寸 (長x寬x高)	50" x 52" x 62"	50" x 52" x 68"	58" x 56" x 68"	102" x 70" x 80"	107" x 70" x 80"
Packing size (LxWxH)	裝箱尺寸 (長x寬x高)	52" x 54" x 70"	50" x 52" x 77"	60" x 58" x 77"	104" x 72" x 89"	109" x 74" x 89"

SANDERS 砂光機

CHAIR SEAT SANDER 椅座砂光機

OUTSTANDING FEATURES

- Quick Set-up
- No Skilled Operator Needed
- Easy Belt Tracking
- Deep Scoop Sanding
- 4 Modes of Operation
- 2 Position Table
- Hydraulic drive for smooth even sanding
- Employs PLC controller.



MODEL	型式	SBS-1
Max. Seat width	椅座最大寬度	22"
Max. Seat length	椅座最大長度	18"
Max. Seat height	椅座最大厚度	2"
Carriage feed rate	送料速度	0-30 ft/min
Main motor	主軸馬力	10 HP
Feeding motor	送料馬達	1 HP (Hydraulic)
Feeding motor	送料馬達	1 HP (Hydraulic)
Sanding belt size	砂帶尺寸	3" x 184"
Floor space (LxWxH)	安裝空間 (長x寬x高)	70" x 75" x 88"

SPIRAL CUTTERHEAD PLANER (HEAVY DUTY) 重型螺旋刀頭刨木機



3'/3'/3'1/2'/4' CAPACITY

MODEL	型式	SPR-600N	SPR-900ND	SPR-1000N	SPR-1300N
Working width	加工寬度	610 mm	910 mm	1100 mm	1300 mm
Working height	加工厚度	125 mm	125 mm	125 mm	125 mm
Main motor standard	主軸馬力	20 HP	20 HP	25 HP	30 HP
Feed motor	送料馬達	2 HP	2 HP	3 HP	3 HP
Table hoist motor	升降馬力	1/2 HP	1/2 HP	1/2 HP	1/2 HP
Feed speeds (Variable)	送料速度	3-16 M/min	3-16 M/min	3-16 M/min	3-16 M/min
Sanding belt size	砂帶尺寸	-	-	-	-
Numbers of knife insert	刀片數量	160 pcs	240 pcs	280 pcs	340 pcs
Compressed air required	使用壓力	4 kg/cm ²	4 kg/cm ²	4 kg/cm ²	4 kg/cm ²
Exhaust volume requirement	風量	1030 M ³ /Hr	1720 M ³ /Hr	2600 M ³ /Hr	3500 M ³ /Hr
Net weight	淨重	1200 kg	1400 kg	2000 kg	2500 kg
Gross weight	毛重	1500 kg	1810 kg	2300 kg	2800 kg
Machine dimensions (LxWxH)	機體尺寸 (長x寬x高)	62" x 56" x 81"	65" x 60" x 81"	98" x 70" x 80"	107" x 70" x 83"
Packing size (LxWxH)	裝箱尺寸 (長x寬x高)	65" x 59" x 85"	68" x 62" x 87"	102" x 74" x 89"	109" x 74" x 89"

OPTIONAL EQUIPMENT

選購配備



Air Pad
充氣式壓板 (氣式壓墊)



Digital Readout
數字顯示器



Air Jet Cleaner
吹氣式清潔器



Brushing Roller
棕刷輪



Iron contact roller
鋼輪



Heavy Duty Conveyor Belt
厚輸送帶



Frequency Inverter
變頻器



Pressure Switch
壓力開關



Vacuum Table
吸盤式輸送帶

ACCESSORIES

配備表

- Standard accessories Optional accessories
 標準配備 選購配備

Accessories 配備	Air Pad 充氣式壓板	Digital Readout 數字顯示器	Air Jet Cleaner 吹氣式清潔器	Brushing Roller 棕刷輪	Iron Contact Roller 鋼輪	Thickness Conveyor Belt 厚輸送帶	Frequency Inverter 變頻器	Pressure Switch 壓力開關	Safety Door 安全門 (自動斷電)	Vacuum Table 吸盤式輸送帶	Hydraulic Feed 油壓送料
Heavy Duty Wide Belt Sander 重型砂光機											
LPR-600	<input type="radio"/>	<input type="radio"/>	<input type="radio"/>	<input type="radio"/>	<input type="radio"/>	<input checked="" type="radio"/>	<input type="radio"/>	<input checked="" type="radio"/>	<input type="radio"/>	<input type="radio"/>	<input type="radio"/>
LPR-900	<input type="radio"/>	<input checked="" type="radio"/>	<input type="radio"/>	<input type="radio"/>	<input type="radio"/>	<input checked="" type="radio"/>	<input type="radio"/>	<input checked="" type="radio"/>	<input type="radio"/>	<input type="radio"/>	<input type="radio"/>
LPR-1100	<input type="radio"/>	<input checked="" type="radio"/>	<input type="radio"/>	<input checked="" type="radio"/>	<input type="radio"/>	<input checked="" type="radio"/>	<input type="radio"/>	<input checked="" type="radio"/>	<input type="radio"/>	<input type="radio"/>	<input type="radio"/>
LPR-1300	<input type="radio"/>	<input checked="" type="radio"/>	<input type="radio"/>	<input checked="" type="radio"/>	<input type="radio"/>	<input checked="" type="radio"/>	<input type="radio"/>	<input checked="" type="radio"/>	<input type="radio"/>	<input type="radio"/>	<input type="radio"/>
Standard Duty Wide Belt Sander 標準型砂光機											
LPR-25	—	<input type="radio"/>	<input type="radio"/>	<input type="radio"/>	<input type="radio"/>	—	<input type="radio"/>	<input type="radio"/>	<input type="radio"/>	<input type="radio"/>	—
LPR-37	—	<input type="radio"/>	<input type="radio"/>	<input type="radio"/>	<input type="radio"/>	—	<input type="radio"/>	<input type="radio"/>	<input type="radio"/>	<input type="radio"/>	—
LPR-43	—	<input type="radio"/>	<input type="radio"/>	<input checked="" type="radio"/>	<input type="radio"/>	—	<input type="radio"/>	<input type="radio"/>	<input type="radio"/>	<input type="radio"/>	—
LPR-52	—	<input type="radio"/>	<input type="radio"/>	<input checked="" type="radio"/>	<input type="radio"/>	—	<input type="radio"/>	<input type="radio"/>	<input type="radio"/>	<input type="radio"/>	—
Spiral cutterhead planer sander 螺旋刀頭 鋸木砂光機											
LPR-600	<input type="radio"/>	<input checked="" type="radio"/>	<input type="radio"/>	<input checked="" type="radio"/>	<input type="radio"/>	<input checked="" type="radio"/>	<input type="radio"/>	<input checked="" type="radio"/>	<input type="radio"/>	<input type="radio"/>	<input type="radio"/>
LPR-900	<input type="radio"/>	<input checked="" type="radio"/>	<input type="radio"/>	<input checked="" type="radio"/>	<input type="radio"/>	<input checked="" type="radio"/>	<input type="radio"/>	<input checked="" type="radio"/>	<input type="radio"/>	<input type="radio"/>	<input type="radio"/>
LPR-1100	<input type="radio"/>	<input checked="" type="radio"/>	<input type="radio"/>	<input checked="" type="radio"/>	<input type="radio"/>	<input checked="" type="radio"/>	<input type="radio"/>	<input checked="" type="radio"/>	<input type="radio"/>	<input type="radio"/>	<input type="radio"/>
LPR-1300	<input type="radio"/>	<input checked="" type="radio"/>	<input type="radio"/>	<input checked="" type="radio"/>	<input type="radio"/>	<input checked="" type="radio"/>	<input type="radio"/>	<input checked="" type="radio"/>	<input type="radio"/>	<input type="radio"/>	<input type="radio"/>
Lacquered Panel Wide Belt Sander 底漆砂光機											
LPR-25B	—	<input type="radio"/>	<input checked="" type="radio"/>	<input checked="" type="radio"/>	<input type="radio"/>	—	<input checked="" type="radio"/>	<input type="radio"/>	<input type="radio"/>	<input type="radio"/>	—
LPR-37B	—	<input type="radio"/>	<input checked="" type="radio"/>	<input checked="" type="radio"/>	<input type="radio"/>	—	<input checked="" type="radio"/>	<input type="radio"/>	<input type="radio"/>	<input type="radio"/>	—
LPR-1100	<input type="radio"/>	<input checked="" type="radio"/>	<input checked="" type="radio"/>	<input checked="" type="radio"/>	<input type="radio"/>	<input checked="" type="radio"/>	<input checked="" type="radio"/>	<input checked="" type="radio"/>	<input type="radio"/>	<input type="radio"/>	<input type="radio"/>
LPR-1300	<input type="radio"/>	<input checked="" type="radio"/>	<input checked="" type="radio"/>	<input checked="" type="radio"/>	<input type="radio"/>	<input checked="" type="radio"/>	<input checked="" type="radio"/>	<input checked="" type="radio"/>	<input type="radio"/>	<input type="radio"/>	<input type="radio"/>
Chair Seat Sander 椅座砂光機											
LBS-1	—	—	—	—	—	—	<input type="radio"/>	<input checked="" type="radio"/>	<input type="radio"/>	—	<input checked="" type="radio"/>

SANDERS 砂光機

PNEUMATIC DRUM SANDER 氣鼓式砂光機

LIGHT DUTY DUAL-HEAD HORIZONTAL SPONE SANDER

經濟型海棉砂光機



SLY-200B



SLY-49

MODEL	型式	SLY-200B	SLY-49
Motor	馬力	1 HP	1 HP
Sanding belt sizes	砂帶尺寸	6" x 25"	4" x 9" (standard)
Spindle speed	主軸回轉速	2P x 4 P; 3600, 1720 rpm	1720 rpm
Brush roller sizes	棕刷尺寸		6" dia. x 6" long
Machine dimensions (LxWxH)	機板尺寸 (長x寬x高)	10" x 40" x 24"	34" x 16" x 30"
Packing dimensions (LxWxH)	裝箱尺寸 (長x寬x高)	14" x 44" x 28"	38" x 24" x 46"
Net weight	淨重	66 kgs	60 kgs
Gross weight	毛重	85 kgs	90 kgs

VERTICAL SPONGE SANDER 立式海棉砂光機

Ideal for sanding shaped edge of a plate
such as chair seat
round plate.....



SWM-300

MODEL	型式	SWM-300
Sponge drum length	海棉筒長度	152 mm
Sponge drum diameter	海棉筒直徑	50-80-100 mm
Sanding belt size	砂帶尺寸	152(W) x 635(L) mm
Drive drum speeds (3 speeds)	鼓筒轉速 (3段)	(50HZ) 667-1834-2459 rpm (60HZ) 800-2200-2950 rpm
motor	馬達	1 HP